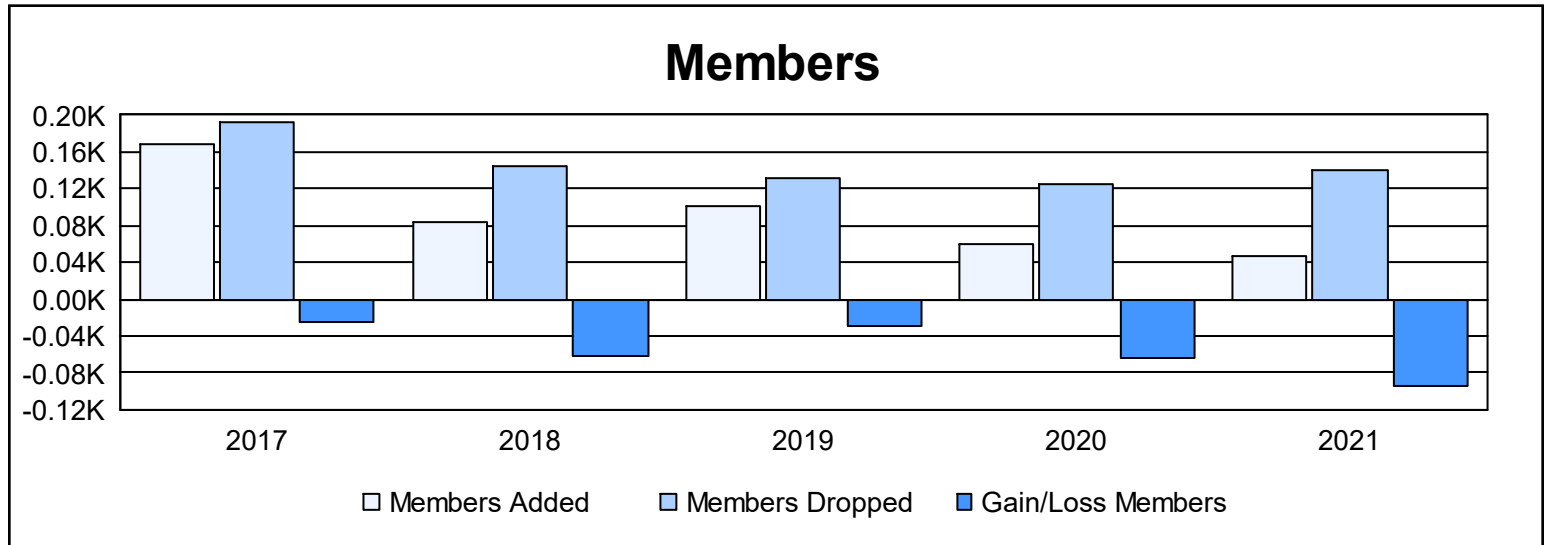
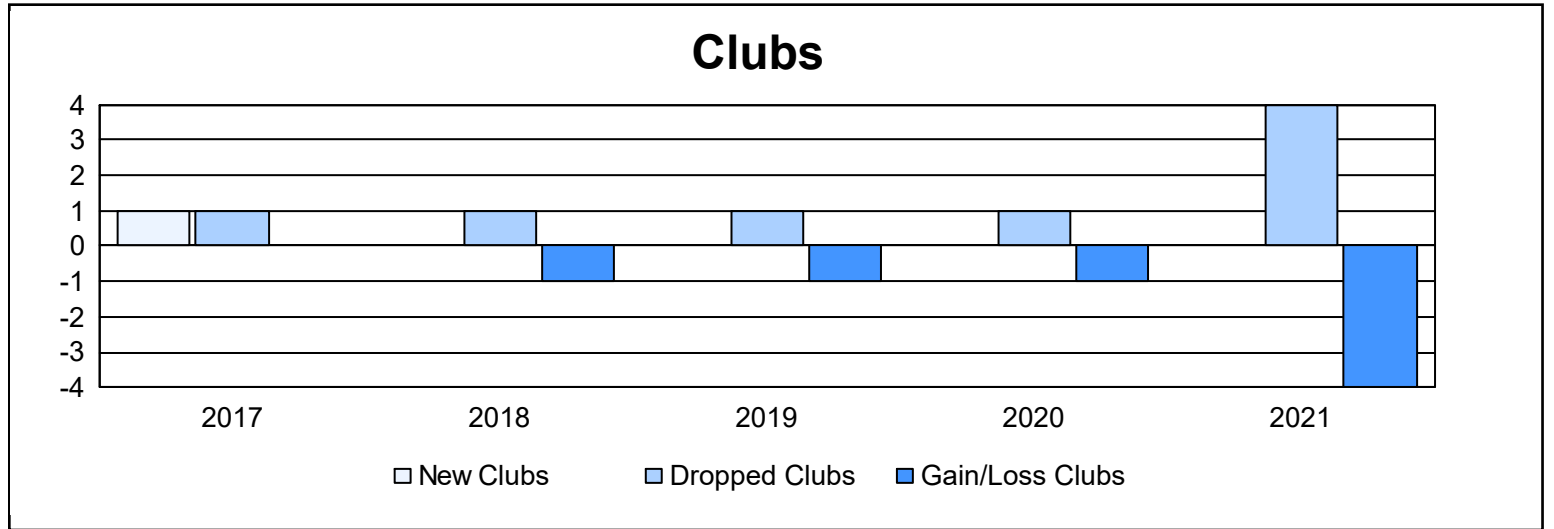
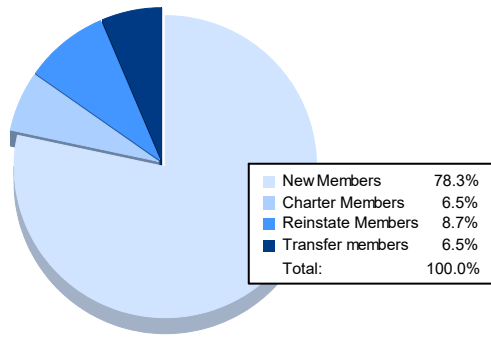


| Year           | New Clubs | Dropped Clubs | Gain/ Loss Clubs | New Members | Charter Members | Reinstate Members | Transfer Members | Total Member Added | Total Members Dropped | Gain/ Loss Members |
|----------------|-----------|---------------|------------------|-------------|-----------------|-------------------|------------------|--------------------|-----------------------|--------------------|
| 2016-2017      | 1         | 1             | 0                | 136         | 27              | 3                 | 2                | 168                | 192                   | -24                |
| 2017-2018      | 0         | 1             | -1               | 80          | 0               | 0                 | 3                | 83                 | 145                   | -62                |
| 2018-2019      | 0         | 1             | -1               | 96          | 0               | 2                 | 3                | 101                | 131                   | -30                |
| 2019-2020      | 0         | 1             | -1               | 53          | 0               | 5                 | 1                | 59                 | 124                   | -65                |
| 2020-2021      | 0         | 4             | -4               | 36          | 3               | 4                 | 3                | 46                 | 141                   | -95                |
| <b>Average</b> | <b>0</b>  | <b>2</b>      | <b>-1</b>        | <b>80</b>   | <b>6</b>        | <b>3</b>          | <b>2</b>         | <b>91</b>          | <b>147</b>            | <b>-55</b>         |



### Membership Composition June 2021 Cumulative



### Gender Composition June 2021 Cumulative

